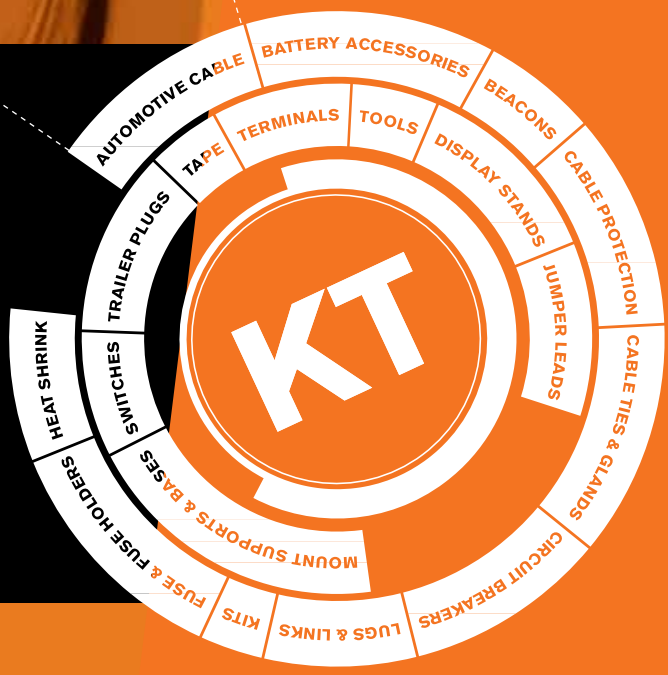


# AUTOMOTIVE CABLE

- Single Core.....08
- Trailer Cable.....08
- Road Train.....08
- Battery Cable.....10
- Twin Sheath.....10
- Gas Cable.....10
- Figure 8 Cable.....10
- Welding Flex Cable.....11
- Marine Cable.....11
- Retail Spools.....12

# AUTOMOTIVE & MARINE CABLE



# AUTOMOTIVE CABLE

Automotive cables are comprised of a group of insulated conductors enclosed within a common PVC jacket. All cables come in a selection of sizes and a wide range of colours. Cables are sold on spools that allow for easy length access and storage. Supporting the KT range of automotive cable, we have a complementary range of cable accessories including wire strippers and cable cutters. KT automotive cable is used for general purpose automotive wiring, batteries, speaker connections, trailer wiring and gas conversions. Marine cable applications include pleasure craft and low voltage applications.

## SINGLE CORE

PART NO.	NO. CORES	NO. STRANDS	AREA MM <sup>2</sup>	AMP RATING	INS. THICKNESS	O.D. MM	ROLL LENGTH
KT3MM/30	1	16/.30	1.13	10.00	0.60	2.60	30 METERS
KT3MM/100	1	16/.30	1.13	10.00	0.60	2.60	100 METERS
KT4MM/30	1	26/.30	1.84	15.00	0.60	3.00	30 METERS
KT4MM/100	1	26/.30	1.84	15.00	0.60	3.00	100 METERS
KT5MM/30	1	41/.30	2.80	25.00	0.70	3.50	30 METERS
KT5MM/100	1	41/.30	2.80	25.00	0.70	3.50	100 METERS
KT6MM/30	1	65/.30	4.59	50.00	0.80	5.50	30 METERS
KT6MM/100	1	65/.30	4.59	50.00	0.80	5.50	100 METERS



NOTE: Colours available for single core wire include black, red, yellow, green, brown, white, blue, purple, grey, pink and orange

## TRAILER CABLE

PART NO.	NO. CORES	NO. STRANDS	AREA MM <sup>2</sup>	AMP RATING	INS. THICKNESS	O.D. MM	ROLL LENGTH
KT3COD/30	3	16/.30	1.18	10.00	0.6 (SHEATH 0.6)	6.10	30 METERS
KT3COD/100	3	16/.30	1.18	10.00	0.6 (SHEATH 0.6)	6.10	100 METERS
KT5CXLD/5	5	7/.32	0.58	4.00	0.42 (SHEATH 0.6)	5.80	5 METERS
KT5CXLD/100	5	7/.32	0.58	4.00	0.42 (SHEATH 0.6)	5.80	100 METERS
KT5CLD/30	5	9/.30	0.64	5.00	0.5 (SHEATH 0.6)	6.40	30 METERS
KT5CLD/100	5	9/.30	0.64	5.00	0.5 (SHEATH 0.6)	6.40	100 METERS
KT5COD/30	5	16/.30	1.13	10.00	0.6 (SHEATH 0.6)	7.50	30 METERS
KT5COD/100	5	16/.30	1.13	10.00	0.6 (SHEATH 0.6)	7.50	100 METERS
KT5CHD/30	5	28/.30	1.84	15.00	0.6 (SHEATH 0.7)	9.00	30 METERS
KT5CHD/100	5	28/.30	1.84	15.00	0.6 (SHEATH 0.7)	9.00	100 METERS
KT5CRT/30	5	65/.32	5.22	55.00	0.65 (SHEATH 1.5)	14.50	30 METERS
KT5CRT/100	5	65/.32	5.22	55.00	0.65 (SHEATH 1.5)	14.50	100 METERS
KT7CXLD/10	7	7/.32	0.58	4.00	0.42 (SHEATH 0.6)	6.40	10 METERS
KT7CLD/30	7	9/.30	0.64	5.00	0.5 (SHEATH 0.6)	7.20	30 METERS
KT7CLD/100	7	9/.30	0.64	5.00	0.5 (SHEATH 0.6)	7.20	100 METERS
KT7COD/30	7	16/.30	1.13	10.00	0.6 (SHEATH 0.6)	8.70	30 METERS
KT7COD/100	7	16/.30	1.13	10.00	0.6 (SHEATH 0.6)	8.70	100 METERS
KT7CHD/30	7	26/.30	1.84	15.00	0.6 (SHEATH 0.7)	10.40	30 METERS
KT7CHD/100	7	26/.30	1.84	15.00	0.6 (SHEATH 0.7)	10.40	100 METERS
KT7CRT/30	7	65/.32	5.22	55.00	0.65 (SHEATH 1.5)	16.60	30 METERS
KT7CRT/100	7	65/.32	5.22	55.00	0.65 (SHEATH 1.5)	16.60	100 METERS

NOTE: Trailer Cable also available in Retail Blister Packs.  
Only Available in 5 Core - 5 Meters and 7 Core - 10 Meters

## BATTERY CABLE



PART NO. BLACK	PART NO. RED	NO. CORES	NO. STRANDS	AREA MM <sup>2</sup>	AMP RATING	INS. THICKNESS	O.D. MM	ROLL LENGTH
KT8BSB/30	KT8BSR/30	1	112/.30	7.92	85.00	0.80	5.50	30 METERS
KT8BSB/100	KT8BSR/100	1	112/.30	7.92	85.00	0.80	5.50	100 METERS
KT6BSB/30	KT6BSR/30	1	189/.30	13.36	125.00	1.10	7.00	30 METERS
KT6BSB/100	KT6BSR/100	1	189/.30	13.36	125.00	1.10	7.00	100 METERS
KT3BSB/30	KT3BSR/30	1	364/.30	25.70	200.00	1.60	9.90	30 METERS
KT3BSB/100	KT3BSR/100	1	364/.30	25.70	200.00	1.60	9.90	100 METERS
KT2BSB/30	KT2BSR/30	1	455/.30	32.15	230.00	1.70	10.90	30 METERS
KT2BSB/100	KT2BSR/100	1	455/.30	32.15	230.00	1.70	10.90	100 METERS
KT1BSB/30	KT1BSR/30	1	560/.30	39.55	280.00	1.70	11.70	30 METERS
KT1BSB/100	KT1BSR/100	1	560/.30	39.55	280.00	1.70	11.70	100 METERS
KT0BSB/30	KT0BSR/30	1	700/.30	49.45	315.00	1.70	12.60	30 METERS
KT0BSB/100	KT0BSR/100	1	700/.30	49.45	315.00	1.70	12.60	100 METERS
KT00BSB/30	KT00BSR/30	1	910/.30	64.30	370.00	1.70	13.90	30 METERS
KT00BSB/100	KT00BSR/100	1	910/.30	64.30	370.00	1.70	13.90	100 METERS
KT000BSB/30	KT000BSR/30	1	1204/.30	85.00	430.00	2.00	16.10	30 METERS
KT000BSB/100	KT000BSR/100	1	1204/.30	85.00	430.00	2.00	16.10	100 METERS

## CABLE SIZE CONVERSION TO MM<sup>2</sup>



AUSTRALIAN WIRE SIZE	DESCRIPTION	ACTUAL SIZE	AMERICAN WIRE GAUGE	ACTUAL SIZE MM <sup>2</sup>
3MM	16/0.3	1.13	24AWG	0.22
4MM	26/0.3	1.84	22AWG	0.35
5MM	46/0.3	2.90	20AWG	0.5
6MM	65/0.3	4.59	18AWG	0.8
			16AWG	1.0
			14AWG	2.0
			12AWG	3.0
			10AWG	5.0

$$\frac{d^2 \times \pi (3.14)}{4} \text{ (Number of Strands)} = \text{Cable Size in mm}^2$$

# AUTOMOTIVE CABLE

## TWIN SHEATH

PART NO.	NO. CORES	NO. STRANDS	AREA MM <sup>2</sup>	AMP RATING	INS. THICKNESS	O.D. MM	ROLL LENGTH
KT3TSH/30	2	16/.30	1.13	10.00	0.55	6.40	30 METERS
KT3TSH/100	2	16/.30	1.13	10.00	0.55	6.40	100 METERS
KT4TSH/30	2	26/.30	1.84	15.00	0.55	7.40	30 METERS
KT4TSH/100	2	26/.30	1.84	15.00	0.55	7.40	100 METERS
KT5TSH/30	2	41/.30	2.80	25.00	0.60	8.60	30 METERS
KT5TSH/100	2	41/.30	2.80	25.00	0.60	8.60	100 METERS
KT6TSH/30	2	65/.30	4.59	50.00	0.70	10.20	30 METERS
KT6TSH/100	2	65/.30	4.59	50.00	0.70	10.20	100 METERS



## GAS CABLE

PART NO.	NO. CORES	NO. STRANDS	AREA MM <sup>2</sup>	AMP RATING	INS. THICKNESS	O.D. MM	ROLL LENGTH
KT3GAS/30	1	16/.30	1.13	10.00	0.6(SHEATH 0.7)	4.10	30 METERS
KT3GAS/100	1	16/.30	1.13	10.00	0.6(SHEATH 0.7)	4.10	100 METERS
KT4GAS/30	1	26/.30	1.84	15.00	0.6(SHEATH 0.8)	4.60	30 METERS
KT4GAS/100	1	26/.30	1.84	15.00	0.6(SHEATH 0.8)	4.60	100 METERS
KT6GAS/30	1	65/.30	4.59	50.00	0.6(SHEATH 0.8)	6.30	30 METERS
KT6GAS/100	1	65/.30	4.59	50.00	0.6(SHEATH 0.8)	6.30	100 METERS

NOTE: Gas cable is single core with double insulation

## FIGURE 8 CABLE

PART NO.	NO. CORES	NO. STRANDS	AREA MM <sup>2</sup>	AMP RATING	INS. THICKNESS	O.D. MM	ROLL LENGTH
KT2FIG8/100	2	24/.20	0.75	-	0.60	5.40	100 METERS
KT3FIG8/30	2	16/.30	1.13	10.00	0.60	5.60	30 METERS
KT3FIG8/100	2	16/.30	1.13	10.00	0.60	5.60	100 METERS
KT4FIG8/30	2	26/.30	1.84	15.00	0.60	6.40	30 METERS
KT4FIG8/100	2	26/.30	1.84	15.00	0.60	6.40	100 METERS



## CURRENT RATINGS FOR WELDING FLEX CABLE - MAXIMUM DUTY CYCLE, % (AMPS)

AREA MM <sup>2</sup>	100%	60%	30%	25%
16.00	125	160	225	245
25.00	165	210	300	330
35.00	205	265	375	410
50.00	260	335	475	520
70.00	325	415	590	645
95.00	390	505	715	780
120.00	455	585	830	910

## WELDING FLEX CABLE



PART NO.	NO. CORES	NO. STRANDS	AREA MM <sup>2</sup>	INS. THICKNESS	O.D. MM	ROLL LENGTH
KTW10M/50	1	322/.20	10.00	1.00 (SHEATH 1.45)	8.1	50 METERS
KTW10M/100	1	322/.20	10.00	1.00 (SHEATH 1.45)	8.1	100 METERS
KTW16M/50	1	511/.20	16.00	1.00 (SHEATH 1.25)	9.90	50 METERS
KTW16M/100	1	511/.20	16.00	1.00 (SHEATH 1.25)	9.90	100 METERS
KTW25M/50	1	784/.20	25.00	1.20 (SHEATH 1.30)	11.70	50 METERS
KTW25M/100	1	784/.20	25.00	1.20 (SHEATH 1.30)	11.70	100 METERS
KTW35M/50	1	1113/.20	35.00	1.20 (SHEATH 1.35)	13.10	50 METERS
KTW35M/100	1	1113/.20	35.00	1.20 (SHEATH 1.35)	13.10	100 METERS
KTW50M/50	1	1577/.20	50.00	1.40 (SHEATH 1.40)	15.20	50 METERS
KTW50M/100	1	1577/.20	50.00	1.40 (SHEATH 1.40)	15.20	100 METERS
KTW70M/50	1	2204/.20	70.00	1.40 (SHEATH 1.50)	17.00	50 METERS
KTW70M/100	1	2204/.20	70.00	1.40 (SHEATH 1.50)	17.00	100 METERS
KTW95M/50	1	3021/.20	95.00	1.60 (SHEATH 1.60)	19.50	50 METERS
KTW95M/100	1	3021/.20	95.00	1.60 (SHEATH 1.60)	19.50	100 METERS
KTW120M/50	1	1672/.30	120.00	1.60 (SHEATH 1.65)	21.20	50 METERS
KTW120M/100	1	1672/.30	120.00	1.60 (SHEATH 1.65)	21.20	100 METERS

NOTE: Double insulated orange flexible cable

## MARINE CABLE



### MARINE TINNED SINGLE CORE

PART NO. BLACK	PART NO. RED	NO. CORES	NO. STRANDS	AREA MM <sup>2</sup>	AMP RATING	INS. THICKNESS	O.D. MM	ROLL LENGTH
KT4MM/M/50	KT4MM/M/50R	1	26/.30	1.84	15.00	0.60	3.00	50 METERS
KT4MM/M/100	KT4MM/M/100R	1	26/.30	1.84	15.00	0.60	3.00	100 METERS
KT6MM/M/50	KT6MM/M/50R	1	65/.30	4.59	50.00	0.80	5.50	50 METERS
KT6MM/M/100	KT6MM/M/100R	1	65/.30	4.59	50.00	0.80	5.50	100 METERS

NOTE: Tin annealed copper wire

### MARINE TWIN SHEATH

PART NO.	NO. CORES	NO. STRANDS	AREA MM <sup>2</sup>	AMP RATING	INS. THICKNESS	O.D. MM	ROLL LENGTH
KT4TSH/M/50	2	26/.30	1.84	15.00	0.55	7.40	50 METERS
KT4TSH/M/100	2	26/.30	1.84	15.00	0.55	7.40	100 METERS
KT6TSH/M/50	2	65/.30	4.59	50.00	0.70	10.20	50 METERS
KT6TSH/M/100	2	65/.30	4.59	50.00	0.70	10.20	100 METERS

NOTE: Tin annealed copper wire

### MARINE BATTERY CABLE

PART NO. BLACK	PART NO. RED	NO. CORES	NO. STRANDS	AREA MM <sup>2</sup>	AMP RATING	INS. THICKNESS	O.D. MM	ROLL LENGTH
KT8BSB/M/50	KT8BSR/M/50	1	112/.30	7.92	85.00	0.80	5.50	50 METERS
KT8BSB/M/100	KT8BSR/M/100	1	112/.30	7.92	85.00	0.80	5.50	100 METERS
KT2BSB/M/50	KT2BSR/M/50	1	455/.30	32.15	230.00	1.70	10.90	50 METERS
KT2BSB/M/100	KT2BSR/M/100	1	455/.30	32.15	230.00	1.70	10.90	100 METERS

NOTE: Marine battery cable also available in 100 metre rolls

# AUTOMOTIVE CABLE RETAIL SPOOLS

## AUTOMOTIVE MINI CABLE SPOOLS

PART NO.	NO. CORES	NO. STRANDS	AREA MM <sup>2</sup>	AMP RATING	COLOUR	ROLL LENGTH
KT92-7BK	1	9/.30	0.65	6	BLACK	7 METERS
KT92-7RD	1	9/.30	0.65	6	RED	7 METERS
KT92-7GN	1	9/.30	0.65	6	GREEN	7 METERS
KT93-7BK	1	16/.30	1.13	10	BLACK	7 METERS
KT93-7RD	1	16/.30	1.13	10	RED	7 METERS
KT93-7GN	1	16/.30	1.13	10	GREEN	7 METERS
KT93-7YW	1	16/.30	1.13	10	YELLOW	7 METERS
KT93-7BE	1	16/.30	1.13	10	BLUE	7 METERS
KT93-7WE	1	16/.30	1.13	10	WHITE	7 METERS
KT93-7BN	1	16/.30	1.13	10	BROWN	7 METERS
KT94-4BK	1	26/.30	1.84	15	BLACK	4 METERS
KT94-4RD	1	26/.30	1.84	15	RED	4 METERS
KT94-4GN	1	26/.30	1.84	15	GREEN	4 METERS
KT94-4YW	1	26/.30	1.84	15	YELLOW	4 METERS
KT94-4BE	1	26/.30	1.84	15	BLUE	4 METERS
KT94-4WE	1	26/.30	1.84	15	WHITE	4 METERS
KT94-4BN	1	26/.30	1.84	15	BROWN	4 METERS
KT92-7SP	2	14/.20 (SPEAKER)	0.75	-	BLK/RED	7 METERS
KT92-4F8	2	16/.30 (SPEAKER)	1.13	10	BLK/RED	4 METERS
KT932-2.5TS	2	16/.30 (TWIN SHEATH)	1.13	10	BLK/RED	2.5 METERS
KT942-2TS	2	26/.30 (TWIN SHEATH)	1.84	15	BLK/RED	2 METERS



## MARINE TINNED MINI CABLE SPOOLS



PART NO.	NO. CORES	NO. STRANDS	AREA MM <sup>2</sup>	AMP RATING	COLOUR	ROLL LENGTH
KTM92-7BK	1	9/.30	0.65	6	BLACK	7 METERS
KTM92-7RD	1	9/.30	0.65	6	RED	7 METERS
KTM92-7GN	1	9/.30	0.65	6	GREEN	7 METERS
KTM93-7BK	1	16/.30	1.13	10	BLACK	7 METERS
KTM93-7RD	1	16/.30	1.13	10	RED	7 METERS
KTM93-7GN	1	16/.30	1.13	10	GREEN	7 METERS
KTM93-7YW	1	16/.30	1.13	10	YELLOW	7 METERS
KTM93-7BE	1	16/.30	1.13	10	BLUE	7 METERS
KTM93-7WE	1	16/.30	1.13	10	WHITE	7 METERS
KTM93-7BN	1	16/.30	1.13	10	BROWN	7 METERS
KTM94-4BK	1	26/.30	1.84	15	BLACK	4 METERS
KTM94-4RD	1	26/.30	1.84	15	RED	4 METERS
KTM94-4GN	1	26/.30	1.84	15	GREEN	4 METERS
KTM94-4YW	1	26/.30	1.84	15	YELLOW	4 METERS
KTM94-4BE	1	26/.30	1.84	15	BLUE	4 METERS
KTM94-4WE	1	26/.30	1.84	15	WHITE	4 METERS
KTM94-4BN	1	26/.30	1.84	15	BROWN	4 METERS
KTM92-7SP	2	14/.20 (SPEAKER)	0.75	-	BLK/RED	7 METERS
KTM92-4F8	2	16/.30 (SPEAKER)	1.13	10	BLK/RED	4 METERS
KTM932-2.5TS	2	16/.30 (TWIN SHEATH)	1.13	10	BLK/RED	2.5 METERS
KTM942-2TS	2	26/.30 (TWIN SHEATH)	1.84	15	BLK/RED	2 METERS